

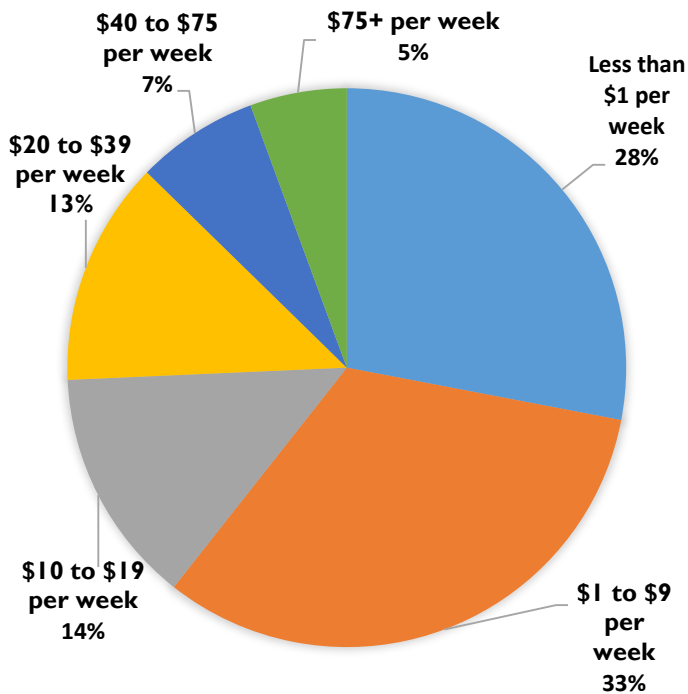
Saint John Paul II Parish Annual Parish Report September 2016 - June 2017

Parish Member Information







As of 6/30/17

Total Registered Members	607
Total number of families with calendar 2017 financial Pledge	284
% of families with 2017 financial pledge	47%
Number of registered families with contributions	460

Average Weekly Contributions of Registered Families



Examples of Sacrificial Giving

Less than \$1 per week		Give up a candy bar or large soft drink each week (approx. cost \$1)
\$1-\$9 per week		Give up Netflix subscription (cost \$10/month)
\$10-\$19 per week		Give up one large Pizza Hut pepperoni pizza per week (approx. cost \$15)
\$20-\$39 per week		Give up lawn/landscape service (approx. cost \$30)
\$40-\$75 per week		Give up dinner for 4 at Kansas City Joe's BBQ per week (approx. cost \$45 +)
\$75+ per week		Give up the newest iPhone X or Samsung Galaxy Note8 (cost for device \$1000)

Balance Sheet June 30, 2017

Assets		Liabilities and Equity	
Church Operating Checking Account	\$125,749	Accounts Payable	\$13,375
Archdiocesan Deposit Account (*)	757,342	Notes Payable Short-term (Interest)	3,272
Real Property (Rectory)	339,035	Notes Payable Long-term	339,061
Prepaid and Other Receivables	1,919	Parish Fund Balance	868,337
Total Assets	\$1,224,045	Total Liabilities and Equity	\$1,224,045

* Archdiocesan Gift from the Region plus interest accrued

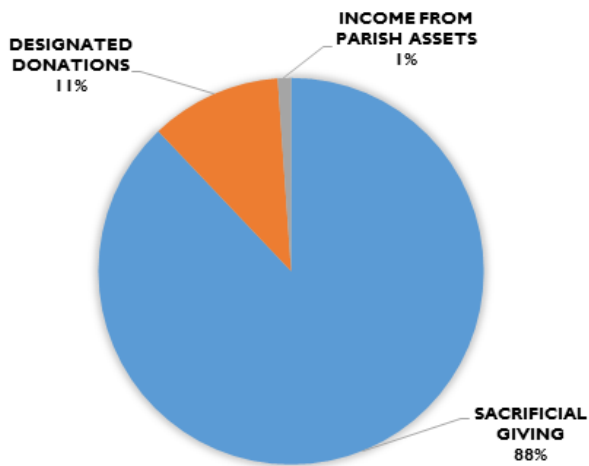
September 2016-June 2017 Actual Financial Results Receipts & Expenses

Actual Receipts		Actual Expenses	
Sacrificial Giving (1)	\$531,999	Church Operations (4)	\$256,288
Designated Donations (2)	66,583	Rental Costs (5)	23,832
Income from Parish Assets (3)	6,731	Prince of Peace School Subsidy (6)	132,321
		Diocesan Assessments (7)	38,633
		Interest Expense and Taxes (8)	35,944
Total Actual Receipts	\$605,313	Total Actual Expenses	\$487,018

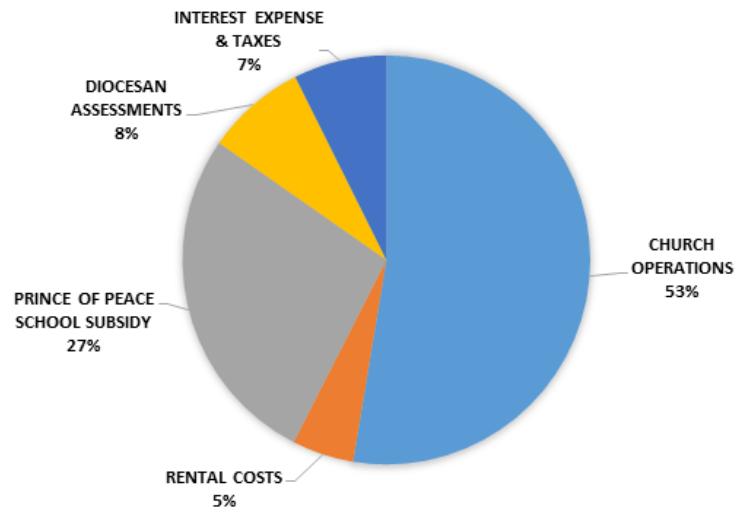
Footnotes:

- (1) Envelope giving, automatic withdrawals, online giving, loose cash, and special parish collections
- (2) Designated capital donations, baptismal and funeral donations and Mass stipends
- (3) Interest income from Archdiocesan deposit account (gift from the region) and gain from the sale of stock
- (4) Salaries, benefits, parish office operations, and equipment
- (5) Madison Place Elementary School and Chisholm Trail Middle School for Masses and events
- (6) Subsidy for December 2016 through May 2017 for JP2 children that attend Prince of Peace Elementary School
- (7) Cathedral and Youth Assessments paid to the Archdiocese
- (8) Interest on rectory home loan and taxes on the land

Actual Receipts



Actual Expenses



July 2017-June 2018 Financial Budget

Budgeted Receipts		Budgeted Expenses	
Sacrificial Giving	\$618,000	Church Operations	\$390,499
Designated Donations	1,040	Rental Costs	40,211
Income from Parish Assets	6,600	Prince of Peace School Subsidy	246,000
		Diocesan Assessments	45,000
		Interest Expense and Taxes	38,000
Total Budgeted Receipts	\$625,640	Total Budgeted Expenses	\$759,710

Please help us avoid using funds received from the Gift from the Region to make up shortfalls in receipts for the current fiscal year by completing a financial stewardship card and fulfilling your pledge.