

Saint John Paul II Parish Annual Parish Financial Report July 2017 - June 2018

Parish Household Information As of June 30, 2018

Total registered households	708
% of registered households with 2018 financial pledge	45%
% of registered households with contributions	74%

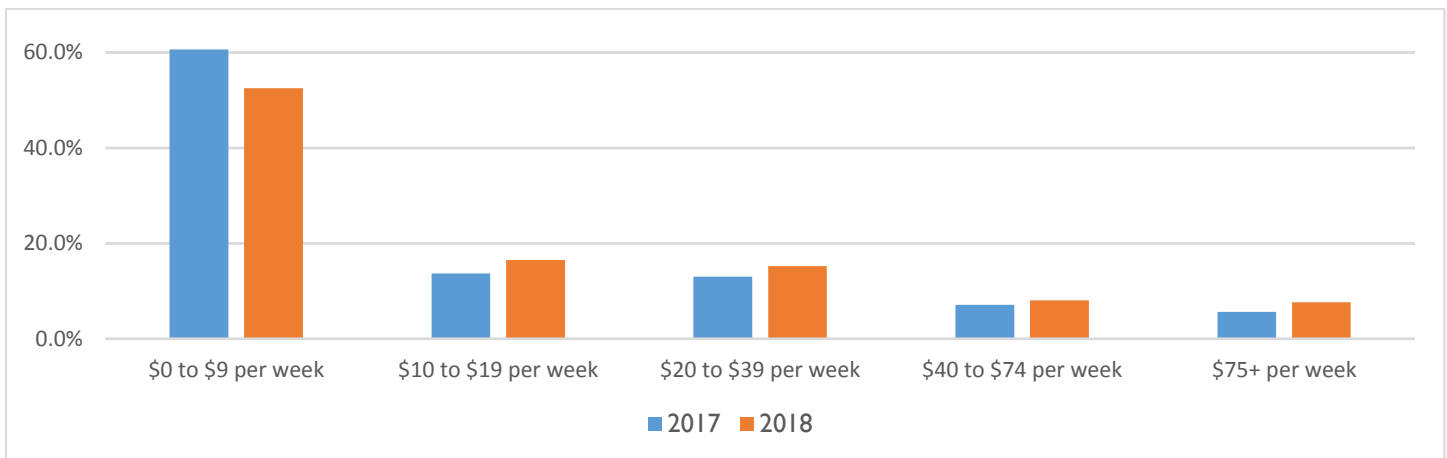
Highlights from 2017-2018

- 101 additional registered households
- We are debt FREE! The rectory mortgage was paid off.
- Maintained our asset balance at \$1.2M.
- Slight (2%) decreases in both % of financial pledges received and % of households with contributions.

What should we do now?

- Attend our next town hall meeting to hear about our master planning for our land on October 30. See the website for information.
- Participate in our master planning surveys to help us plan Phase One of our building project. Capital campaign coming in 2019.
- Take a Financial Peace University class at St. John Paul II Parish and consider leading a class.
- Fulfill your 2018 stewardship commitment and make a 2019 commitment. 2019 commitment form coming this November.

Average Weekly Contributions of Registered Households



“Let us remember the past with gratitude, live the present with enthusiasm, and look forward to the future with confidence.”
–St. John Paul II

Balance Sheet June 30, 2018

Assets		Liabilities and Equity	
Church Operating Checking Account	\$244,416	Accounts Payable	\$20,469
Archdiocesan Deposit Account	624,745	Total Liabilities	20,469
Real Property (Rectory)	339,035	Parish Fund Balance	\$1,194,487
Prepaid and Other Receivables	6,760	Total Equity	1,194,487
Total Assets	\$1,214,956	Total Liabilities and Equity	\$1,214,956

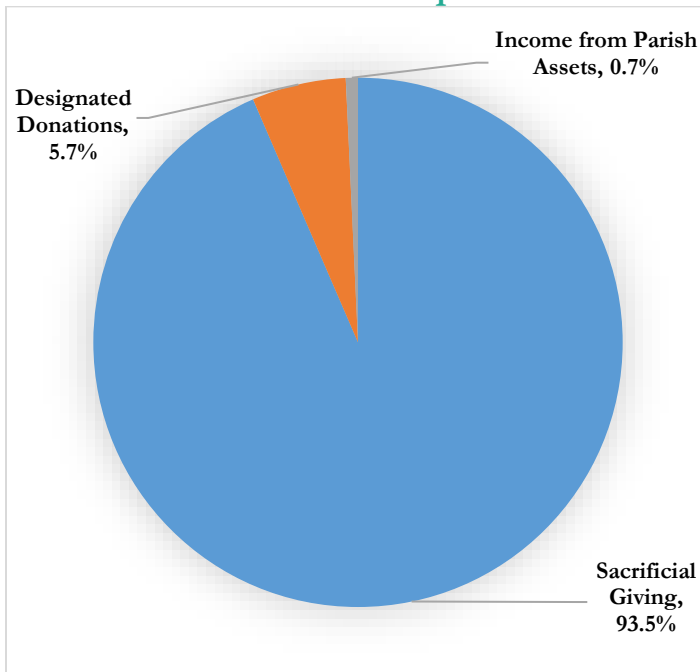
July 2017-June 2018 Actual Financial Results Receipts & Disbursements

Actual Receipts		Actual Disbursements	
Sacrificial Giving (1)	\$964,289	Church Operations (4)	\$371,246
Designated Donations (2)	59,294	Rental Costs (5)	42,078
Income from Parish Assets (3)	7,628	Prince of Peace School Subsidy (6)	218,779
		Diocesan Assessments (7)	39,960
		Taxes on Land	24,254
		Paid off Rectory Mortgage	347,805
Total Actual Receipts	\$1,031,211	Total Actual Disbursements	\$1,044,122

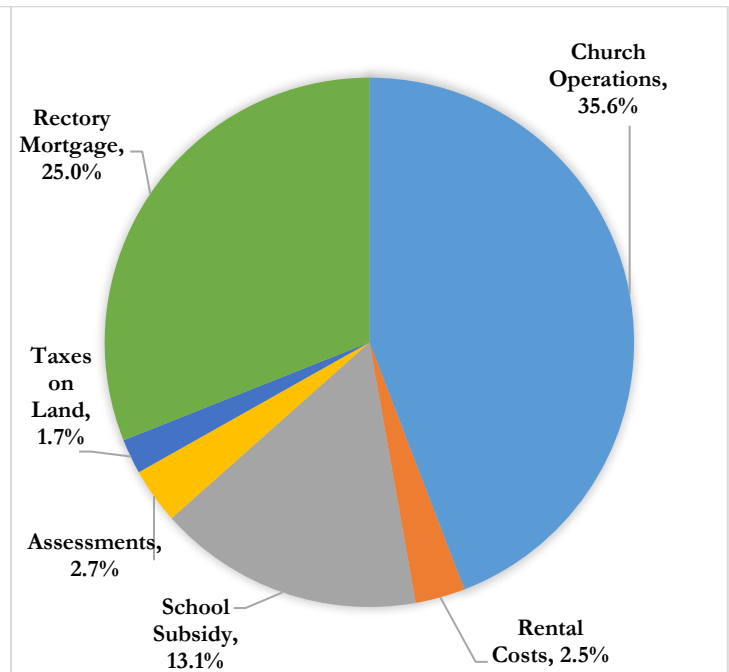
Footnotes:

- (1) Envelope giving, automatic withdrawals, online giving, loose cash, and special parish collections
- (2) Designated capital donations, baptismal and funeral donations and Mass stipends
- (3) Interest income from Archdiocesan deposit account and gain/loss from the sale of stock
- (4) Salaries, benefits, parish office operations, and equipment
- (5) Madison Place Elementary School and Chisholm Trail Middle School for Masses and events
- (6) Subsidy for July 2017 through June 2018 for JP2 children that attend Prince of Peace Elementary School
- (7) Cathedral and Youth Assessments paid to the Archdiocese

Actual Receipts



Actual Disbursements



July 2018-June 2019 Financial Budget

Budgeted Receipts		Budgeted Expenses	
Sacrificial Giving	\$888,000	Church Operations	\$500,345
Designated Donations	1,200	Rental Costs	45,913
Income from Parish Assets	6,600	School Subsidy	225,000
		Diocesan & Regional Assessments	109,211
		Taxes on Land	25,000
Total Budgeted Receipts	\$895,800	Total Budgeted Expenses	\$905,469